

# MIGRATION AND HUMAN MOBILITY: KEY GLOBAL FIGURES

Updated with data available as of 22 June 2023

Next planned update: 22 August 2023

## INTERNATIONAL MIGRANTS



Globally, **281 MILLION PEOPLE** were estimated to be international migrants – people who were born abroad and/or held foreign citizenship – at mid-year 2020.

Source: UN DESA, 2020.

## FEMALE MIGRANTS



An estimated **48 PER CENT** of the total number of international migrants at mid-year 2020 were girls and women.

Source: UN DESA, 2020.

## CHILD MIGRANTS



An estimated **13 PER CENT** of the total number of international migrants in 2020 were children below 18 years of age.

Source: UNICEF, 2021; estimates based on UN DESA data.

## YOUTH & MIGRATION



An estimated **11 PER CENT** of the total number of international migrants at mid-year 2020 were between 15 and 24 years of age.

Source: UN DESA, 2020.

## LABOUR MIGRANTS



An estimated **169 MILLION INTERNATIONAL MIGRANT WORKERS** – defined as international migrants of working age in the labour force – made up **62 PER CENT** of the total number of international migrants in 2019.

Source: ILO, 2021.

## REMITTANCES



In 2022, remittances to low-and middle-income countries are estimated to have increased by 8 per cent compared to 2021 and reached **USD 647 BILLION**, continuing to overtake Foreign Direct Investments and Official Development Assistance to these countries.

Source: Ratha et al., 2023.

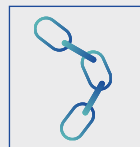
## MISSING MIGRANTS



Between 2014 and 2022, at least **54,125 PEOPLE** lost their lives while migrating internationally. In 2023, another 2,609 deaths and disappearances were recorded globally, as of 22 June.

Source: IOM's Missing Migrants Project, 2023.

## TRAFFICKING & MODERN SLAVERY



**156,330 INDIVIDUAL CASES** of trafficking have been identified by or reported to Counter Trafficking Data Collaborative (CTDC) partners between 2002 and 2021.

Source: Counter Trafficking Data Collaborative (CTDC), 2022.

## REFUGEES & ASYLUM SEEKERS



By the end of 2022, there were an estimated total of **35.3 MILLION REFUGEES** and **5.4 MILLION ASYLUM SEEKERS** worldwide.

Source: UNHCR, 2023.


## RESETTLEMENT



According to government statistics, **114,300 REFUGEES** were resettled in 2022. Though this number is double than in 2021, it is only 7 per cent of the estimated resettlement needs.

Source: UNHCR, 2023.


## INTERNALLY DISPLACED PERSONS (IDPs)



At the end of 2022, an estimated global total of **71.1 MILLION PEOPLE** remained displaced within the borders of their own country – 62.5 million as a result of conflict and violence and 8.7 million as a result of disasters.

Source: IDMC, 2023.

## NEW INTERNAL DISPLACEMENTS



Disasters caused 53 per cent of the estimated new **60.9 MILLION INTERNAL DISPLACEMENTS** in 2022. Among new internal displacements due to disasters, this is the highest annual number in a decade as well as 41 per cent higher than the annual average of the past decade.

Source: IDMC, 2023.