

MIGRATION AND HUMAN MOBILITY: KEY GLOBAL FIGURES

Updated with data available as of 6 April 2023

Next planned update: 12 May 2023

INTERNATIONAL MIGRANTS



Globally, **281 MILLION PEOPLE** were estimated to be international migrants – people who were born abroad and/or held foreign citizenship – at mid-year 2020.

Source: UN DESA, 2020.

FEMALE MIGRANTS



An estimated **48 PER CENT** of the total number of international migrants at mid-year 2020 were girls and women.

Source: UN DESA, 2020.

CHILD MIGRANTS



An estimated **13 PER CENT** of the total number of international migrants in 2020 were children below 18 years of age.

Source: UNICEF, 2021; estimates based on UN DESA data.

YOUTH & MIGRATION



An estimated **11 PER CENT** of the total number of international migrants at mid-year 2020 were between 15 and 24 years of age.

Source: UN DESA, 2020.

LABOUR MIGRANTS



An estimated **169 MILLION INTERNATIONAL MIGRANT WORKERS** – defined as international migrants of working age in the labour force – made up **62 PER CENT** of the total number of international migrants in 2019.

Source: ILO, 2021.

REMITTANCES



In 2022, remittances to low-and middle-income countries are estimated to have increased by **4.9 per cent** compared to 2021 and reached **USD 626 BILLION**, continuing to overtake Foreign Direct Investments and Official Development Assistance to these countries.

Source: Ratha et al., 2022.

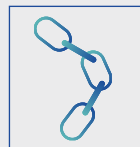
MISSING MIGRANTS



More than **54,127 MIGRANT DEATHS AND DISAPPEARANCES** were recorded globally from 2014 to 2022. As of 30 March 2023, at least **1,047 PEOPLE** have lost their lives while migrating internationally in 2023.

Source: IOM's Missing Migrants Project, 2023.

TRAFFICKING & MODERN SLAVERY



156,330 INDIVIDUAL CASES of trafficking have been identified by or reported to Counter Trafficking Data Collaborative (CTDC) partners between 2002 and 2021.

Source: Counter Trafficking Data Collaborative (CTDC), 2022.

REFUGEES & ASYLUM SEEKERS



By the end of 2021, there were an estimated total of **27.1 MILLION REFUGEES** and **4.6 MILLION ASYLUM SEEKERS** worldwide.

Source: UNHCR, 2022.


RESETTLEMENT



According to government statistics, **57,500 REFUGEES** were resettled in 2021. Though this number is more than in 2020, it is only **53 per cent** of pre-pandemic levels in 2019.

Source: UNHCR, 2022.


INTERNALLY DISPLACED PERSONS (IDPs)



At the end of 2021, an estimated global total of **59.1 MILLION** persons remained displaced within the borders of their own country – **53.2 million** as a result of conflict and violence and **5.9 million** as a result of disasters.

Source: IDMC, 2022.

NEW INTERNAL DISPLACEMENTS



Disasters caused **62 per cent** of the estimated new **38.1 MILLION INTERNAL DISPLACEMENTS** in 2021, but only those still displaced as of year's end feature in the global total of IDPs.

Source: IDMC, 2022.