



Measuring international migration in the context of the 2030 Agenda



Out of **244** SDG indicators



24

disaggregated by migratory status

- Human trafficking
- Migration policy
- ODA for scholarship
- Recruitment cost
- Remittances cost

5

directly related to migrants



1

contextual indicator on health worker density

Migratory status defined by

STEP
1

- Country of birth
- Country of citizenship

STEP
2

- Country of birth + country of birth of parents
- Duration of stay in the country
- Reason for migration

STEP
3

- Refugee status
- Internal migration
- Internally displaced persons







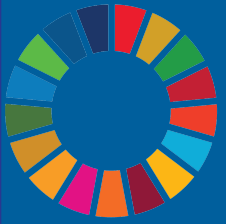
Measuring international migration in the context of the 2030 Agenda



List of migration-relevant **SDG indicators** (1)

Goal	Indicator	Relevance to migration
	1.1.1 Proportion of population below the international poverty line, by sex, age, employment status and geographical location (urban/rural)	Disaggregation
	1.3.1 Proportion of population covered by social protection floors/ systems, by sex, distinguishing children, unemployed persons, older persons, persons with disabilities, pregnant women, newborns, work-injury victims and the poor and the vulnerable	Disaggregation
	3.1.1 Maternal mortality ratio	Disaggregation
	3.2.1 Under-five mortality rate	Disaggregation
	3.3.1 Number of new HIV infections per 1,000 uninfected population, by sex, age and key populations	Disaggregation
	3.4.1 Mortality rate attributed to cardiovascular disease, cancer, diabetes or chronic respiratory disease	Disaggregation
	3.8.1 Coverage of essential health services (defined as the average coverage of essential services based on tracer interventions that include reproductive, maternal, newborn and child health, infectious diseases, non-communicable diseases and service capacity and access, among the general and the most disadvantaged population)	Disaggregation
	3.8.2 Proportion of population with large household expenditures on health as a share of total household expenditure or income	Disaggregation
	3.c.1 Health worker density and distribution	Contextual








Measuring international migration in the context of the 2030 Agenda



List of migration-relevant **SDG indicators** (2)

Goal	Indicator	Relevance to migration
	4.1.1 Proportion of children and young people: (a) in grades 2/3; (b) at the end of primary; and (c) at the end of lower secondary achieving at least a minimum proficiency level in (i) reading and (ii) mathematics, by sex	Disaggregation
	4.3.1 Participation rate of youth and adults in formal and non-formal education and training in the previous 12 months, by sex	Disaggregation
	4.6.1 Proportion of population in a given age group achieving at least a fixed level of proficiency in functional (a) literacy and (b) numeracy skills, by sex	Disaggregation
	4.b.1 Volume of official development assistance flows for scholarships by sector and type of study	Directly related to migrants
	5.5.2 Proportion of women in managerial positions	Disaggregation
	8.3.1 Proportion of informal employment in nonagriculture employment, by sex	Disaggregation
	8.5.1 Average hourly earnings of female and male employees, by occupation, age and persons with disabilities	Disaggregation
	8.5.2 Unemployment rate, by sex, age and persons with disabilities	Disaggregation
	8.6.1 Proportion of youth (aged 15-24 years) not in education, employment or training	Disaggregation
	8.8.1 Frequency rates of fatal and non-fatal occupational injuries, by sex and migrant status	Disaggregation
	8.8.2 Level of national compliance of labour rights (freedom of association and collective bargaining) based on International Labour Organization (ILO) textual sources and national legislation, by sex and migrant status	Disaggregation
	8.10.2 Proportion of adults (15 years and older) with an account at a bank or other financial institutions or with a mobile-money service provider	Disaggregation








Measuring international migration in the context of the 2030 Agenda



List of migration-relevant **SDG indicators** (3)

Goal	Indicator	Relevance to migration
 10 REDUCED INEQUALITIES	10.2.1 Proportion of people living below 50 per cent of median income, by sex, age and persons with disabilities	Disaggregation
	10.3.1 Proportion of population reporting having personally felt discriminated against or harassed in the previous 12 months on the basis of a ground of discrimination prohibited under international human rights law	Disaggregation
	10.7.1 Recruitment cost borne by employee as a proportion of yearly income earned in country of destination	Directly related to migrants
	10.7.2 Number of countries that have implemented well-managed migration policies	Directly related to migrants
	10.c.1 Remittance costs as a proportion of the amount remitted	Directly related to migrants
 11 SUSTAINABLE CITIES AND COMMUNITIES	11.1.1 Proportion of urban population living in slums, informal settlements or inadequate housing	Disaggregation
 16 PEACE, JUSTICE AND STRONG INSTITUTIONS	16.1.3 Proportion of population subjected to physical, psychological or sexual violence in the previous 12 months	Disaggregation
	16.2.2 Number of victims of human trafficking per 100,000 population, by sex, age and form of exploitation	Directly related to migrants
	16.9.1 Proportion of children under 5 years of age whose births have been registered with a civil authority, by age	Disaggregation

Source: Recommendations of the United Nations Expert Group Meeting on Improving Migration Data in the Context of the 2030 Agenda for Sustainable Development, 20-22 June 2017, New York (<https://goo.gl/XAKG26>)

